

COMMUNITY HEALTH CENTERS

AIDS Healthcare Foundation
All for Health, Health for All
All-Inclusive CHC
Community Care Medical Center
Eisner Health
Noalab Clinic
Northeast Valley Health Corporation
Tarzana Treatment Centers
Valley Community Healthcare

LOS ANGELES COUNTY DISTRICT 27

SENATOR HENRY STERN

(2023 DATA)*



9
ORGANIZATIONS



13**
SITES



51,138
PATIENTS

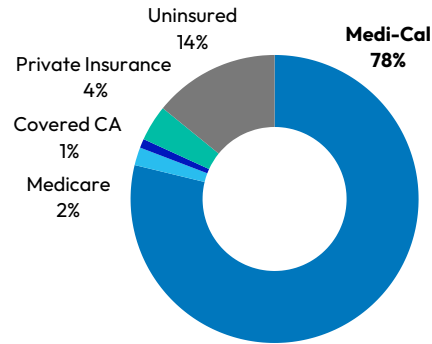


203,094
ENCOUNTERS

COMMUNITY HEALTH CENTERS...

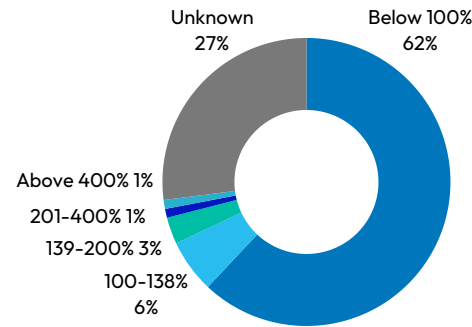
ARE THE FOUNDATION OF THE SAFETY NET[^]

94% of patients are covered by public insurance or are uninsured



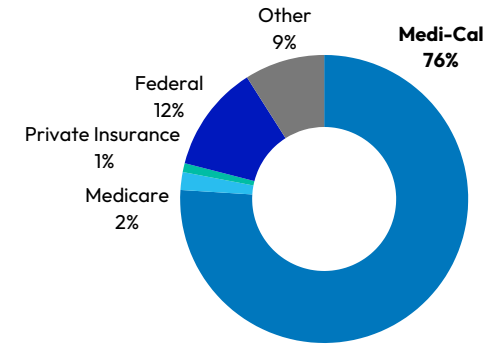
CARE FOR UNDER-RESOURCED COMMUNITIES

71% of patients have low incomes (under 200% FPL)



RECEIVE REVENUE FROM MULTIPLE SOURCES

76% of CHC revenue comes from Medi-Cal (Medicaid)



*California Department of Health Care Access and Information (HCAI) 2023 Primary Care Clinic Annual Utilization Data.

**HCAI 2023 data and the National Association of Community Health Centers.

[^]HCAI 2021 Primary Care Clinic Annual Utilization Data.