

COMMUNITY HEALTH CENTERS

Aghaby Comprehensive CHC
AltaMed Health Services
Angeles CHC
Anphon Medical Center
APLA Health & Wellness
Banj Health Center
Behavioral Health Services
Benevolence Industries
Central Neighborhood Health
De Novo Health Care
El Dorado CSC
Health Care Integrated Services
JWCH Institute
LA Christian Health Centers
Mission City Community Network
Planned Parenthood LA
South Bay Children's Health Center
St. Anthony Medical Center
St. John's Community Health
T.H.E. Health & Wellness Centers
The Northeast Community Clinic
The R.O.A.D.S. Foundation
Venice Family Clinic
Watts Healthcare Corporation
Yehowa Medical Services

CONGRESSIONAL DISTRICT 43 REPRESENTATIVE MAXINE WATERS

(2023 DATA)*



**25
ORGANIZATIONS**



44
SITES**



**92,991
PATIENTS**

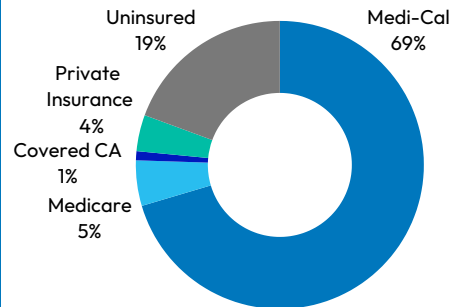


**363,959
ENCOUNTERS**

COMMUNITY HEALTH CENTERS...

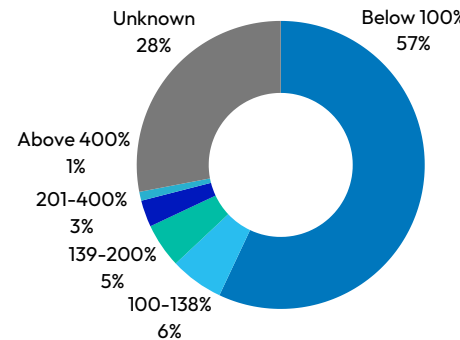
ARE THE FOUNDATION OF THE SAFETY NET[^]

**93% of patients are covered by
public insurance or are uninsured**



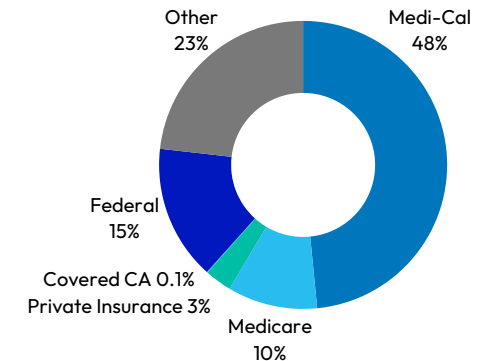
CARE FOR UNDER-RESOURCED COMMUNITIES

**68% of patients have low incomes
(under 200% FPL)**



RECEIVE REVENUE FROM MULTIPLE SOURCES

**48% of CHC revenue comes from
Medi-Cal (Medicaid)**



CREATE STABLE, WELL-PAYING JOBS IN THEIR COMMUNITIES

Employ over 550 providers and support staff

Invest about \$60 million annually on workforce salaries, wages, and benefits

*California Department of Health Care Access and Information (HCAI) 2023 Primary Care Clinic Annual Utilization Data.

**HCAI 2023 data and the National Association of Community Health Centers.

[^]HCAI 2021 Primary Care Clinic Annual Utilization Data.