

## COMMUNITY HEALTH CENTERS

AltaMed Health Services  
East Valley CHC  
Mission City Community Network  
ParkTree CHC  
Planned Parenthood LA  
Pomona Valley Medical Center  
Saint John Medical Clinic  
San Antonio CHC  
Southern California Medical Center  
Tr-State CHC  
Unicare CHC

# CONGRESSIONAL DISTRICT 35

## REPRESENTATIVE NORMA TORRES

(2023 DATA)\*



**11**  
**ORGANIZATIONS**



**15\*\***  
**SITES**



**44,460**  
**PATIENTS**

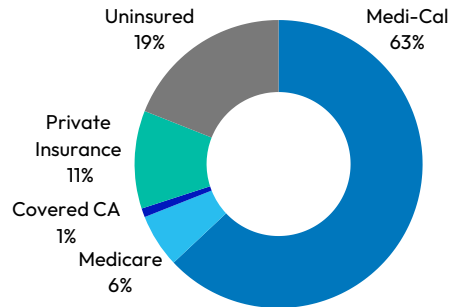


**142,751**  
**ENCOUNTERS**

## COMMUNITY HEALTH CENTERS...

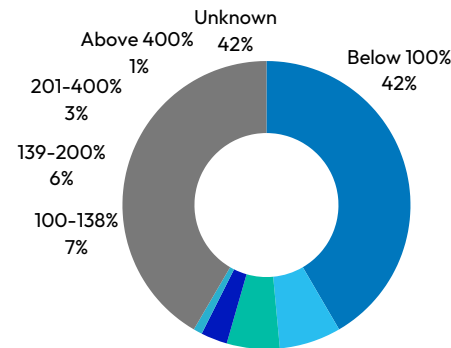
### ARE THE FOUNDATION OF THE SAFETY NET<sup>^</sup>

**88% of patients are covered by public insurance or are uninsured**



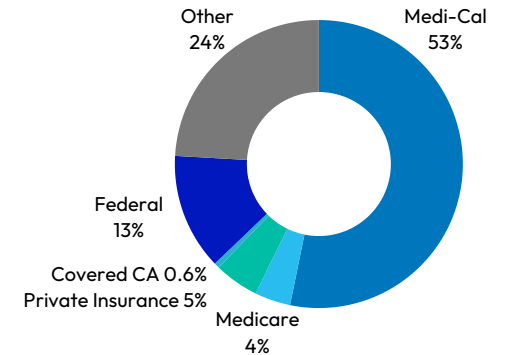
### CARE FOR UNDER-RESOURCED COMMUNITIES

**55% of patients have low incomes (under 200% FPL)**



### RECEIVE REVENUE FROM MULTIPLE SOURCES

**53% of CHC revenue comes from Medi-Cal (Medicaid)**



## CREATE STABLE, WELL-PAYING JOBS IN THEIR COMMUNITIES

Employ about 250 providers and support staff

Invest about \$22.5 million annually on workforce salaries, wages, and benefits

\*California Department of Health Care Access and Information (HCAI) 2023 Primary Care Clinic Annual Utilization Data.

\*\*HCAI 2023 data and the National Association of Community Health Centers.

<sup>^</sup>HCAI 2021 Primary Care Clinic Annual Utilization Data.