

## COMMUNITY HEALTH CENTERS

3C Community Clinic  
Aghaby Comprehensive CHC  
Airport Marina Counseling Service  
AltaMed Health Services  
Angeles CHC  
Anphon Medical Center  
APLA Health  
BAART Community Healthcare  
Behavioral Health Services  
Benevolence Health Center  
Central City CHC  
Central Neighborhood Health Fdn  
De Novo Health Care  
Eisner Health  
El Dorado CSC  
Health Care Integrated Services  
Inst. for Multicultural Counseling & Ed.  
JWCH Institute  
Kedren Health  
Kheir Center  
Koryo Health Fdn  
Kwang He Won Health Center  
LACHristian Health Centers  
LA LGBT Center  
Mission City Community Network  
Next Door Med Net  
Northeast Community Clinic  
Planned Parenthood LA  
Prime Wellness CHC  
Saban Community Clinic  
San Judas CHC  
South Bay Children's Health Center  
South Central Family Health Center  
St. Anthony Medical Center  
St. John's Community Health  
T.H.E. Health & Wellness Centers  
The Achievable Fdn  
The R.O.A.D.S. Fdn  
UMMA Health  
Universal CHC  
Venice Family Clinic  
Via Care CHC  
Watts Healthcare  
Westside Family Health Center  
Yehowa Medical Services

# LOS ANGELES COUNTY SECOND DISTRICT SUPERVISOR HOLLY MITCHELL

(2023 DATA)\*



**45  
ORGANIZATIONS**



**127\*\*  
SITES**



**351,920  
PATIENTS**

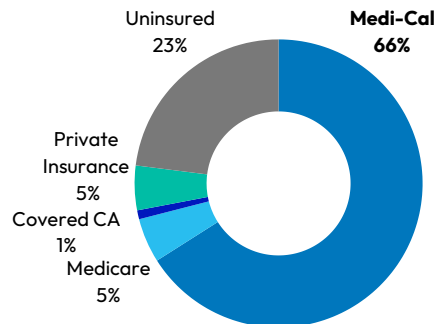


**1,362,178  
ENCOUNTERS**

## COMMUNITY HEALTH CENTERS...

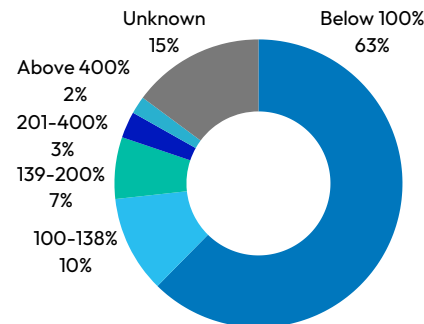
### ARE THE FOUNDATION OF THE SAFETY NET<sup>^</sup>

**94% of patients are covered by  
public insurance or are uninsured**



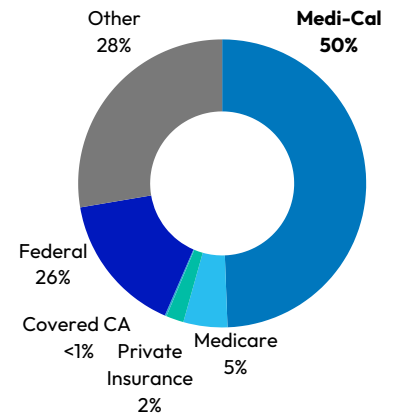
### CARE FOR UNDER-RESOURCED COMMUNITIES

**80% of patients have low incomes  
(under 200% FPL)**



### RECEIVE REVENUE FROM MULTIPLE SOURCES

**50% of CHC revenue comes from  
Medi-Cal (Medicaid)**



\*California Department of Health Care Access and Information (HCAI) 2023 Primary Care Clinic Annual Utilization Data.

\*\*HCAI 2023 data and the National Association of Community Health Centers.

<sup>^</sup>HCAI 2021 Primary Care Clinic Annual Utilization Data.