

COMMUNITY HEALTH CENTERS

AltaMed Health Services
East Valley CHC
Mission City Community Network
ParkTree CHC
Planned Parenthood LA
Pomona Valley Hospital Medical Center
San Antonio CHC
Southern California Medical Center
Tri-State CHC
Unicare CHC

LOS ANGELES COUNTY DISTRICT 53

ASSEMBLYMEMBER MICHELLE RODRIGUEZ

(2023 DATA)*



10
ORGANIZATIONS



14**
SITES



44,460
PATIENTS

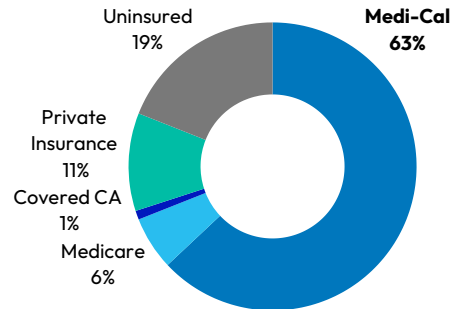


142,751
ENCOUNTERS

COMMUNITY HEALTH CENTERS...

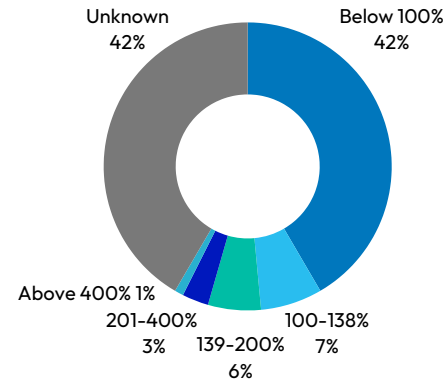
ARE THE FOUNDATION OF THE SAFETY NET[^]

**88% of patients are covered by
public insurance or are uninsured**



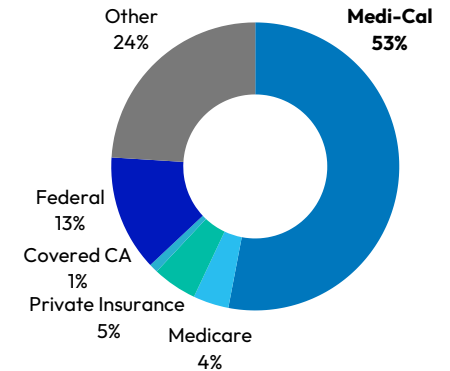
CARE FOR UNDER-RESOURCED COMMUNITIES

**55% of patients have low incomes
(under 200% FPL)**



RECEIVE REVENUE FROM MULTIPLE SOURCES

**53% of CHC revenue comes from
Medi-Cal (Medicaid)**



*California Department of Health Care Access and Information (HCAI) 2023 Primary Care Clinic Annual Utilization Data.

**HCAI 2023 data and the National Association of Community Health Centers.

[^]HCAI 2021 Primary Care Clinic Annual Utilization Data.