

COMMUNITY HEALTH CENTERS

AltaMed Health Services
Central City CHC
East Valley CHC
El Proyecto del Barrio
Planned Parenthood P&SGV

LOS ANGELES COUNTY DISTRICT 48

ASSEMBLY MEMBER BLANCA RUBIO

(2023 DATA)*



5
ORGANIZATIONS



14**
SITES



105,198
PATIENTS

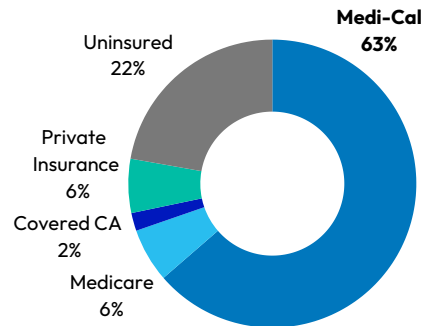


419,913
ENCOUNTERS

COMMUNITY HEALTH CENTERS...

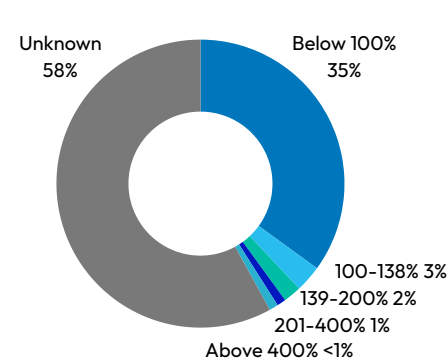
ARE THE FOUNDATION OF THE SAFETY NET[^]

**91% of patients are covered by
public insurance or are uninsured**



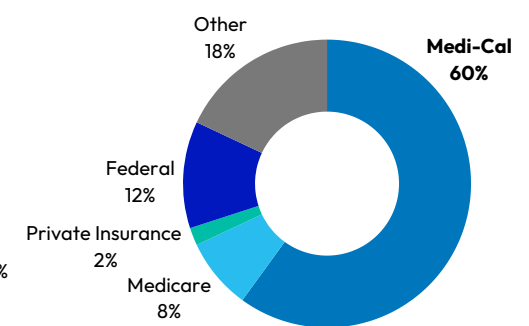
CARE FOR UNDER-RESOURCED COMMUNITIES

**40% of patients have low incomes
(under 200% FPL)**



RECEIVE REVENUE FROM MULTIPLE SOURCES

**60% of CHC revenue comes from
Medi-Cal (Medicaid)**



*California Department of Health Care Access and Information (HCAI) 2023 Primary Care Clinic Annual Utilization Data.

**HCAI 2023 data and the National Association of Community Health Centers.

[^]HCAI 2021 Primary Care Clinic Annual Utilization Data.