

## COMMUNITY HEALTH CENTERS

AltaMed Health Services  
Complete Care CHC  
JWCH Institute  
Mission City Community Network  
Planned Parenthood P&SGV  
Pomona Valley Hospital Medical Center  
Shriners for Children Medical Center

# LOS ANGELES COUNTY DISTRICT 41 ASSEMBLYMEMBER JOHN HARABEDIAN (2023 DATA)\*



**7  
ORGANIZATIONS**



**13\*\*  
SITES**



**66,008  
PATIENTS**

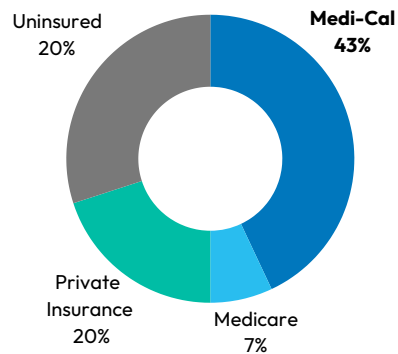


**133,179  
ENCOUNTERS**

## COMMUNITY HEALTH CENTERS...

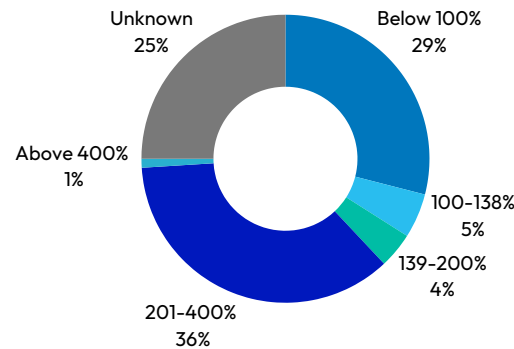
### ARE THE FOUNDATION OF THE SAFETY NET<sup>^</sup>

**80% of patients are covered by  
public insurance or are uninsured**



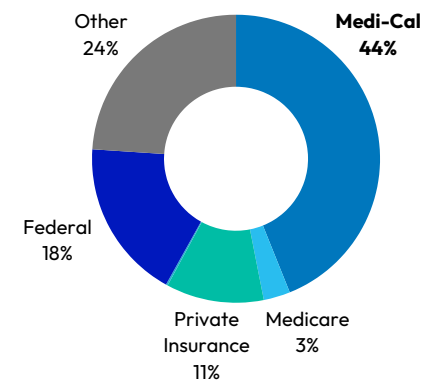
### CARE FOR UNDER-RESOURCED COMMUNITIES

**38% of patients have low incomes  
(under 200% FPL)**



### RECEIVE REVENUE FROM MULTIPLE SOURCES

**44% of CHC revenue comes from  
Medi-Cal (Medicaid)**



\*California Department of Health Care Access and Information (HCAI) 2023 Primary Care Clinic Annual Utilization Data.

\*\*HCAI 2023 data and the National Association of Community Health Centers.

<sup>^</sup>HCAI 2021 Primary Care Clinic Annual Utilization Data.