

**2.02 million
patients***

118 organizations



450 sites



189 mental health sites



133 dental sites



82 substance use disorder sites



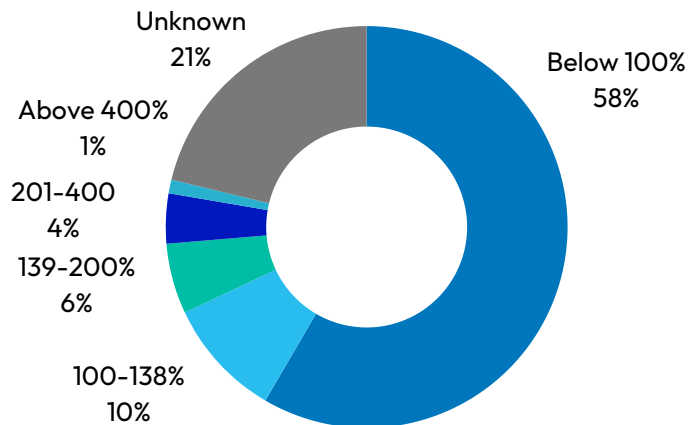
**84,236 patients experiencing
homelessness****



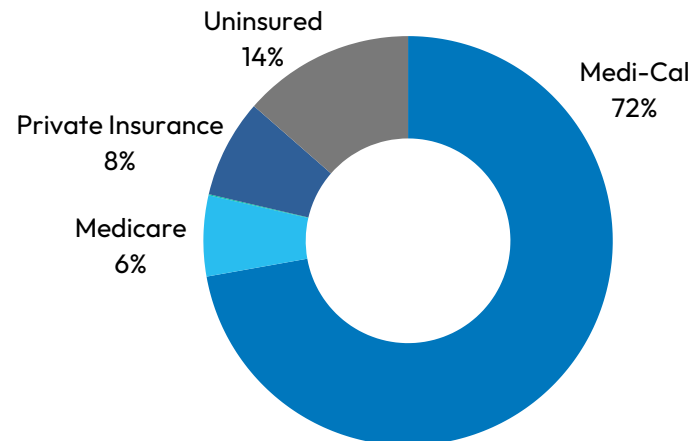
LA COUNTY COMMUNITY HEALTH CENTERS

The Foundation of Primary and Preventive Care

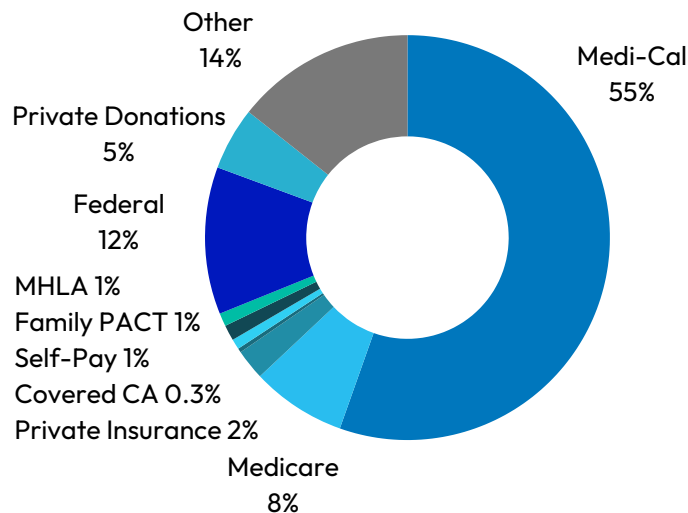
**74% of patients have low
incomes (under 200% FPL)***



**93% are covered by public
insurance or are uninsured****



**55% of health center revenue
comes from Medi-Cal***



**CHCs serve 1 in 5 LA
County residents**



**CHCs serve 1 in 3 LA
County residents with
Medi-Cal**



**LA CHCs create stable, well-paying jobs
in their communities**

Employ more than 13,000 providers and support staff

Invest over **\$1 billion** annually on workforce salaries,
wages, and benefits*

*California Department of Health Care Access and Information (HCAI) 2023 Primary Care Clinic Annual Utilization Data.

**Health Resources and Services Administration Health Center Program UDS 2023 Data.

^California Primary Care Association (2022). Annual Compensation & Benefits Survey. Data used with permission.