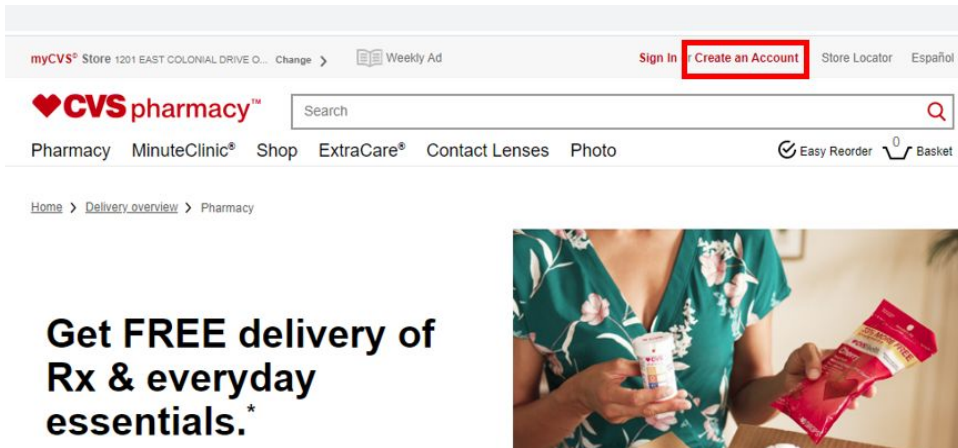


Pharmacy Delivery

CVS Pharmacy

1. Open your internet browser (Google Chrome, Safari, Firefox, Internet Explorer are all fine).
2. Open a new tab and type cvs.com/content/delivery into the search bar and press enter. It should look like the photo below.




3. Click on the red-colored words that say "Create an Account" (outlined by red box in the image to the left).

4. Type in all of your personal information to make an account with CVS. Once you have successfully entered all your information, you will see a page saying "CVS account successfully created!"

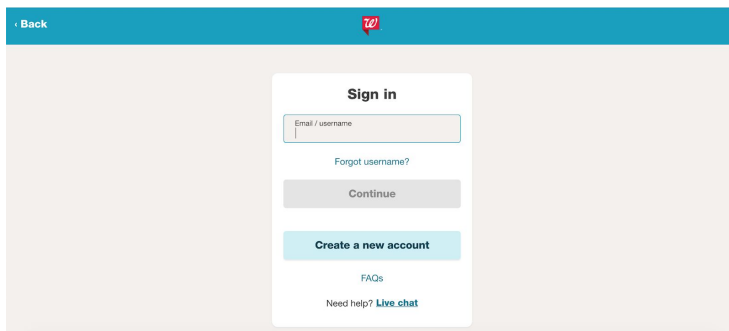
5. You may now use your CVS online account to set up the home delivery of your medications. If you need assistance doing this, please call your local CVS pharmacy or call our free tech-support at 475-675-0564.

Walgreens Pharmacy

1. Open your internet browser (Google Chrome, Safari, Firefox, Internet Explorer are all fine).
2. Open a new tab and type <https://www.walgreens.com/rx-settings/home-delivery-pharmacy> into the search bar up top and press enter. Here is a photo of what should appear:




3. Tap on the blue underlined word that says "Register Now" (circled in red in the image above).
4. You should now see the image below. Please tap on the "Create a new account" option if you don't already

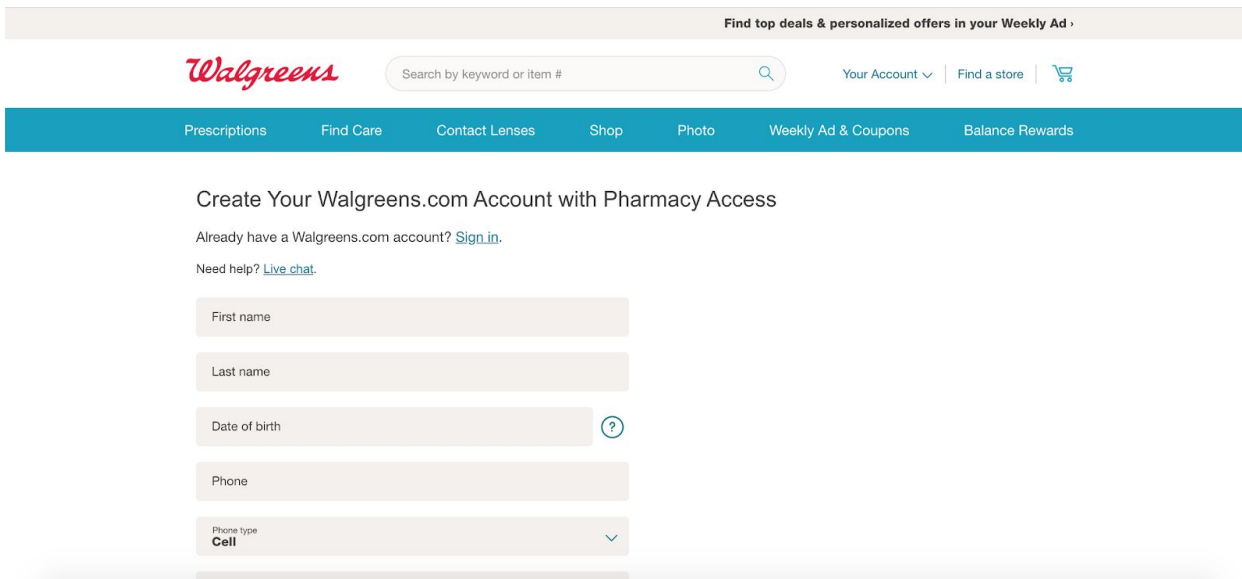


have an account.

- An image like the one below should appear. Tap on the green "Get Started" button found under the "Register with Pharmacy Access" column. It is the rightmost column.



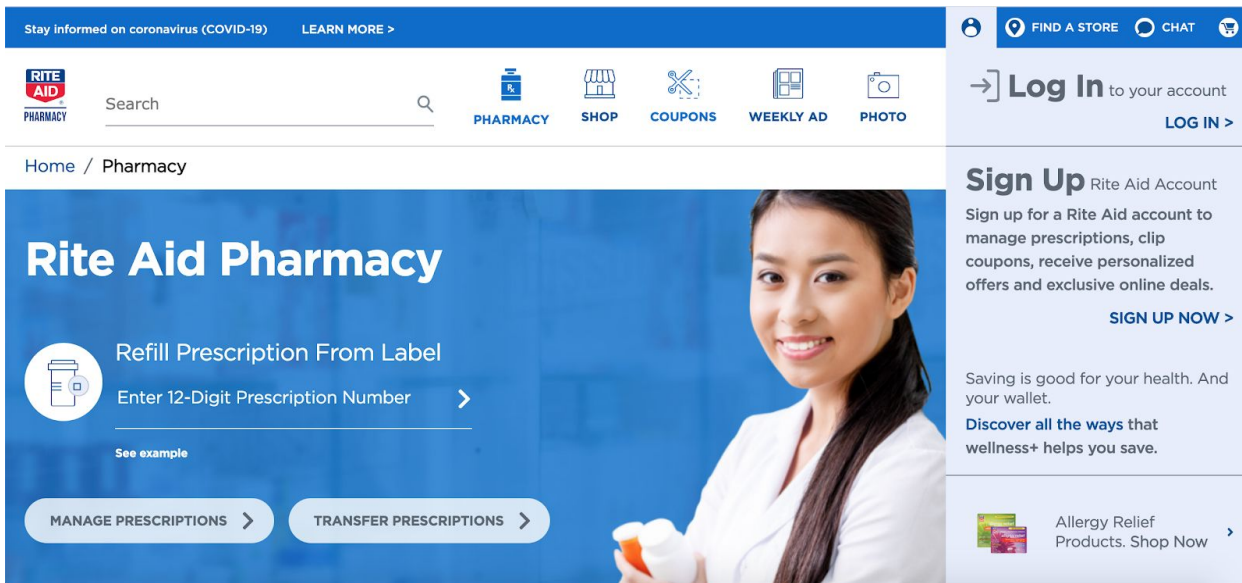
- An image like the one below should appear. Tap on all the gray boxes and type in the information it asks for. Make sure you write down your username and password on a piece of paper for safekeeping.



- Your screen will appear like the image below. Continue to input your address and gender to finalize your account.
- After you've entered in all the information it asks for, your account should be created. You can use this website and account to set up the home delivery of your prescriptions. If you need assistance doing this, please call your local Walgreens pharmacy or call our free tech-support hotline at 475-675-0564.

Rite-Aid Pharmacy

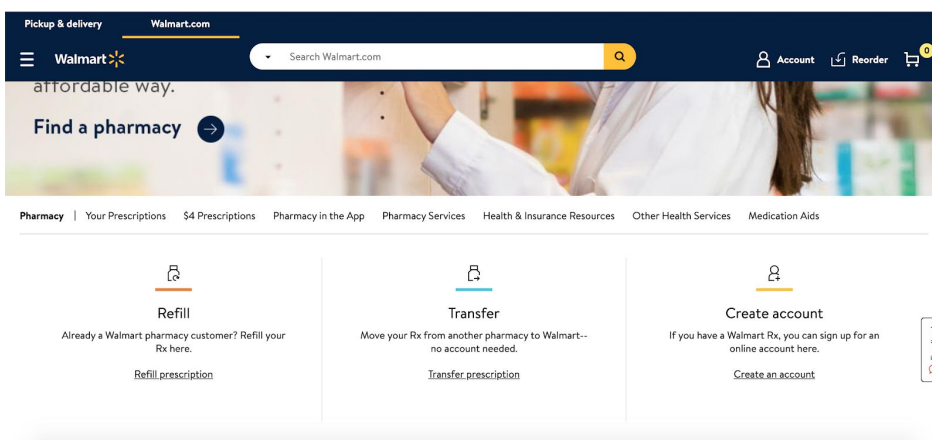
1. Open your internet browser (Google Chrome, Safari, Firefox, Internet Explorer are all fine).
2. Open a new tab and type <https://www.riteaid.com/pharmacy> into the search bar and press enter. A photo like the one below should appear:



3. Click on "Sign Up Now", circled in the above picture and indicate whether you have a wellness account or not.
4. Next, it will ask if you have prescriptions with Rite -Aid. You can press "Yes" to look up your previous information or "No" to add management later.
5. If you are new to Rite-Aid Pharmacy, you will click NO. Then you will be required to fill out personal information including; name, address, email address and password for your account.
6. After your account is created, you may use it to set-up home delivery of your medications. If you need assistance doing this, please call your local Rite-Aid pharmacy or call our free tech-support hotline at 475-675-0564.

Walmart Pharmacy

1. Open your internet browser (Google Chrome, Safari, Firefox, Internet Explorer are all fine).
2. Open a new tab and type <https://www.walmart.com/cp/pharmacy/5431> into the search bar and press enter.
3. Scroll down a little bit and click on "Create an Account" (circled in the image below):



4. It will then prompt you to create your pharmacy profile. This will require name, email address, password, address and other personal information.
5. After your account is created, you may use it to set-up home delivery of your medications. If you need assistance doing this, please call your local Walmart pharmacy or call our free tech-support hotline at 475-675-0564.