




If Aesop Told Data Fables: Telling Meaningful Stories with Data to All Levels of Your Organization

Megan Powers, Director of Quality Improvement, Venice Family Clinic

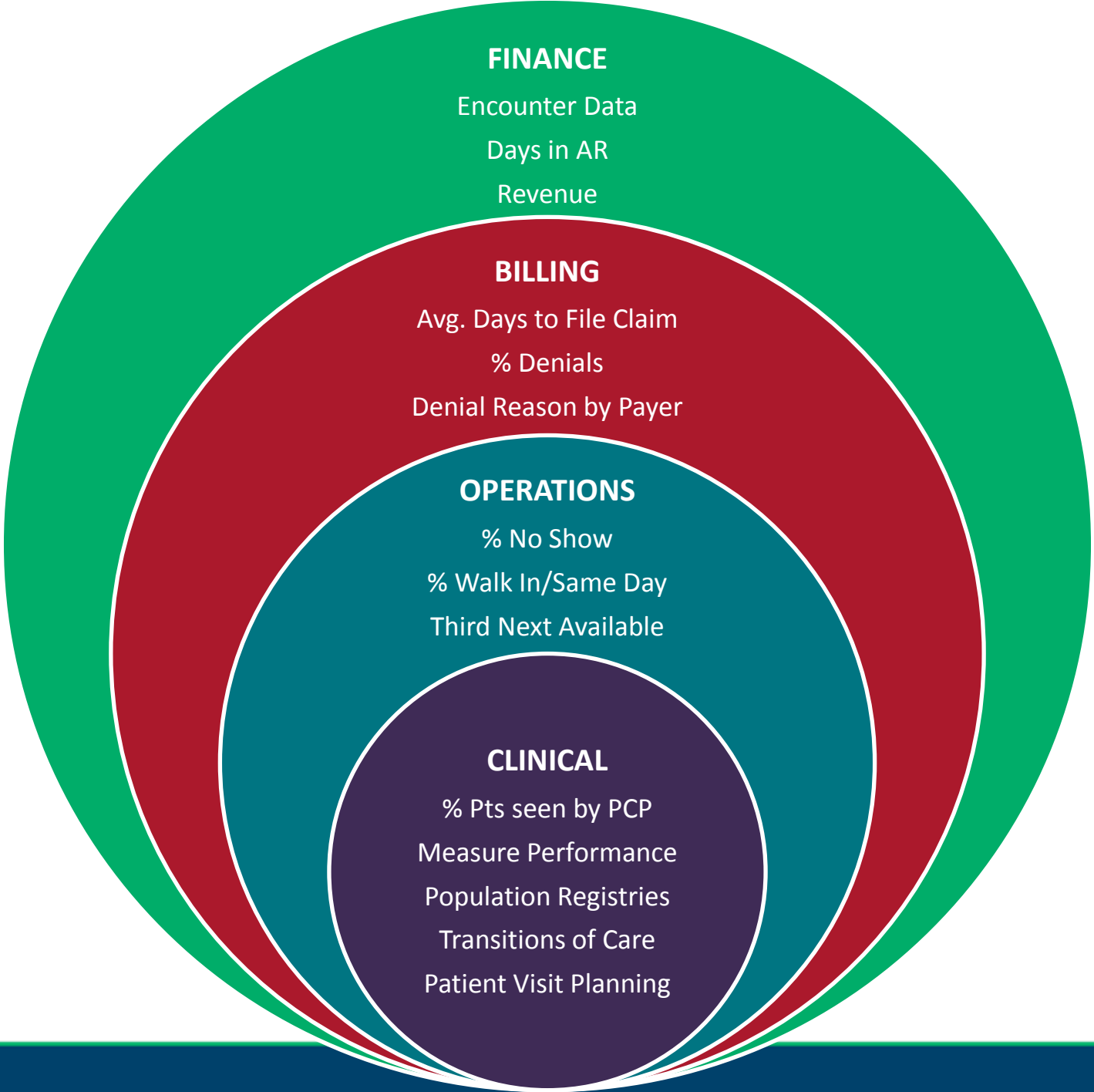
Heather Budd, VP Clinical Transformation, Azara Healthcare



Data is a Universal Need Across All Areas of CHCs



Sample Data Needs Across the Spectrum of a Health Center



What Story Are You Trying to Tell?

What will you be using the Dashboard for?

Who is your audience?

How often will it be used?
(Daily, weekly, monthly, quarterly, 1x)

What information do you want to show on dashboard and in what order?

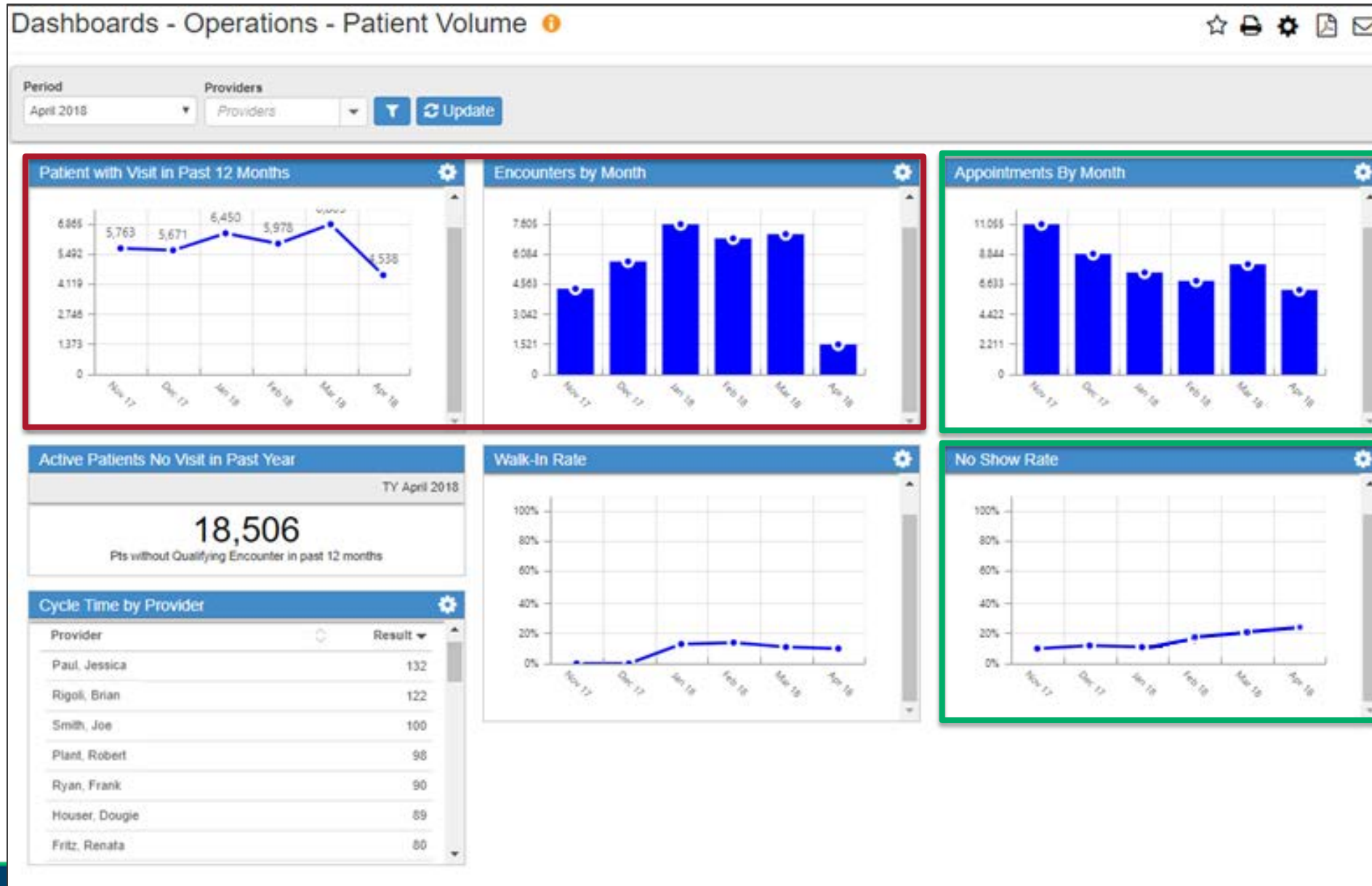
Do you want any filters – demographics, diagnosis, provider, location, team, SDOH

What time period will be represented?

What is the most important thing you want seen/known?

Do you have targets for the measures you plan to include??

Visit Volume Impact: Keeping the Lights On



Impacting Clinical Performance- Diabetes Dashboard



Period Type: Trailing Year |
 Period: TY August 2018 |
 Centers: Centers |
 Providers: Providers |
 Update

Patients with Diabetes

638

Pts w/ DM

DM A1c > 9 or Untested Over Time

Controlled Diabetics (A1c < 7%)

Diabetics by A1c

Pts w/ Diabetes	638
Pts w/ A1c < 7	● 145 23%
Pts w/ A1c >= 7 and A1c <= 8	● 47 7%
Pts w/ A1c > 8 and A1c <= 9	● 39 6%
Pts w/ A1c > 9	● 124 19%
Pts w/ no A1c	● 283 44%

MU Diabetes Scorecard

Measure	Result	Num	Denom	Excl
DM - Undiagnosed Prevalence	● 21%	8	39	1,407
DM - Prevalence	● 93%	513	552	892
DM Eye Exam	● 80%	509	638	1,227
DM Foot Exam	● 80%	508	638	1,227
DM w/ PCV Immunization	● 0%	0	638	1,227
DM Tobacco Use Assessment & Cessation	● 84%	537	638	1,227
DM Depression Screening	● 100%	290	290	1,575

Uncontrolled Diabetes by Age

Age	Result	Num	Denom	Excl
<= 1	0%	0	0	0
2-4	0%	0	0	0
5-12	0%	0	0	0
13-14	0%	0	0	0
15-19	80%	12	15	23
20-34	67%	152	227	409
35-44	59%	89	150	282

Point of Care Data: Make It Actionable

Clinical Operations - Visit Planning i



🔒 pvpview

Start Date
End Date
Period Tense
Centers
Providers
MRN List

Total Providers: 2

Augustine, Greg

1 Scheduled Appointment

[Export this Provider to PDF](#)

1:00 PM | Thursday, September 6, 2018

Visit Reason:

Plouffe, Cortney Sex at Birth: F Phone: 617-577-4421 Last Well Visit: 9/6/2018 PCP: Crane, Vince
MRN: 5132861 Gender Identity: Other Language: English Portal Access: Y Payer: Medicare
DOB: 9/20/1978 (40) Sexual Orientation: Choose not to di... Risk: **High** Care Manager: Cory Coit

Diagnoses (7)

ASM	DM	IVD
CP	HIV	
DEP/BP	HTN-NE	

Risk Factors (3)

Pre-DM	SMI	TOB
--------	-----	-----

SDOH (7)

HOMELESS	ISOLATION	HISP/LAT
FOOD	VIOLENCE	
TRANSPORT-MED	RACE	

Alert	Message	Most Recent Date	Most Recent Result
A1c	Overdue	3/20/2017	9.4
Gonorrhea	Missing		
LDL	Overdue	3/20/2017	N
Viral Load Suppression	Missing		
AUDIT	Missing		
Pneumo High Risk	Missing		
Eye	Overdue	3/20/2017	
Foot	Overdue	5/12/2016	N
High Risk Opioid Rx	At Risk	9/6/2018	Y
Opioid Prescribing Risk	At Risk	9/6/2018	Y
Dental	Missing		

Demo Data

Open Referral w/o Result	Specialist/Location	Ordered Date	Appt. Date
Allergist	John Smith / Boston	9/6/2018	
Gastroenterology	Jim Cohen / Brookline	9/6/2018	9/23/2018

Using Enrollment Rosters Plan Outreach Campaigns

Dashboards - Enrollment Member Breakdown



Period: September 2018 |
 Providers: Providers |
 Plans: Medicare ACO |
 Update

Eligible Members

September 2018

405

Members Eligible During the Period

Matched Members

September 2018

398

Members that Match to EHR

Soft Match Members

September 2018

7

Members that have a Soft Match to EHR

Unmatched Members

September 2018

0

Members that do not Match to EHR



Members Group By Last Encounter

September 2018

Last Encounter	Matched Members	% Total
No Encounter	0	0%
0-180	227	57%
181-365	61	15%
366-720	99	25%
>720	11	3%
Totals	398	

Members Group By Age

September 2018

Age	Match Rate	Num	Gap
<= 2	0%	0	0
3-6	0%	0	0
7-17	0%	0	0
18-25	100%	6	0
26-45	100%	54	0
46-64	99%	153	2
65+	97%	185	5

Maximize Incentive Dollars by Reconciling Care Gap Data

Payer Integration - Care Gap Reconciliation i

🔒 PayerIntegration

Period Type

Trailing Year

Period

TY December 2017

Member Measures

Colorectal Cancer ...

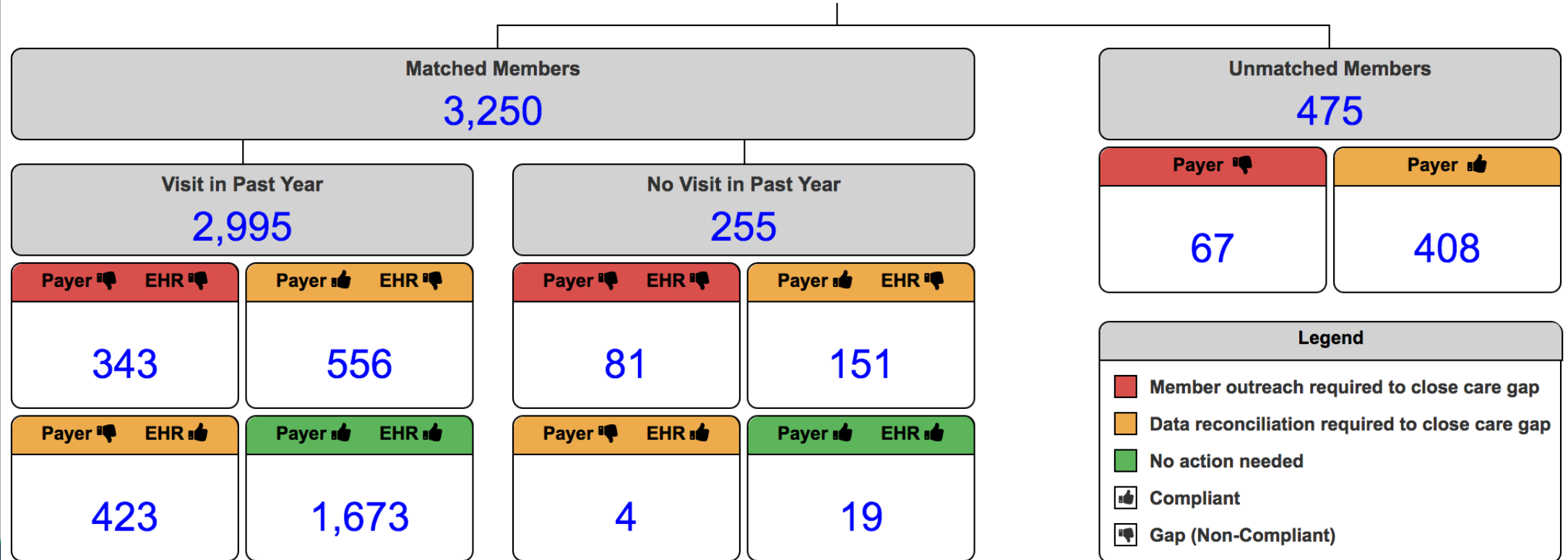
Plans

HealthFirst



Update

Colorectal Cancer Screening Member Based - Members: **3,725**



Questions?



Contact Info



Heather Budd

VP Clinical Transformation

Heather.Budd@azarahealthcare.com

Meghan Powers

Director of Quality Improvement

MPowers@mednet.ucla.edu