

# LA COUNTY COMMUNITY HEALTH CENTERS

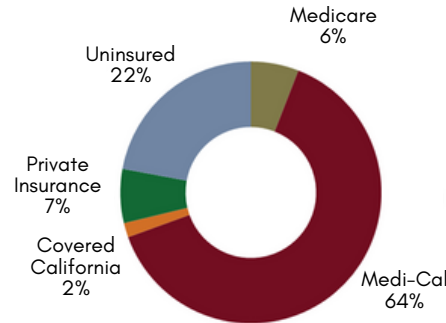
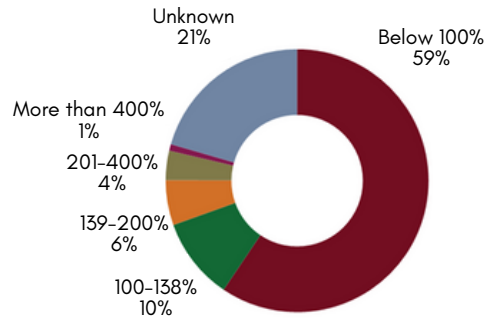
## Are the Foundation of the Safety Net

## Create Jobs in their Communities

**1.89 million patients\***

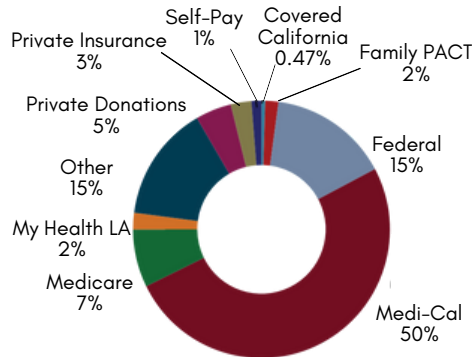
**75% of patients have low incomes**

**92% are covered by public insurance or are uninsured**



**50% of health center revenue comes from Medi-Cal**

**75,949 patients are experiencing homelessness\*\***



PEH patients increased by 1,738 between 2020 and 2021.



\*Compiled from California HCAI 2021 data.

\*\*HRSA Health Center Program UDS 2021

^Includes registered dental hygienists, registered dental assistants, unlicensed dental assistants, marriage and family therapists (MFTs), registered nurses, licensed vocational nurses (LVNs), unlicensed medical assistants, non-licensed patient education staff, substance use disorder counselors, billing staff, other administrative staff and other providers not listed above.

^^Growth is full-time equivalent (FTE) provider staff employed by CHCs pre-pandemic (2019) to 2021. Does not include other support staff such as reception, administration, call center, security, enrollment, janitorial, etc.

Despite a severe worker shortage, LA health centers continue to hire workers to meet the demand for care, employing **13,548 providers and support staff**.\*^

Across the board, providers increased between 2019 (before the start of the pandemic) and 2021.^

**1,697 Medical Providers**

Physicians, physician assistants, and family nurse practitioners



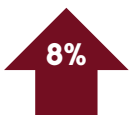
**335 Mental Health Providers**

Psychiatrists, clinical psychologists, LCSWs, MFTs and substance use disorder counselors



**700 Dental Providers**

Dentists, registered dental hygienists and dental assistants



**3,988 Other Providers**

Certified nurse midwives, visiting nurses, licensed vocational nurses and medical assistants



**6.2 million encounters**



**113 organizations**



**380 sites**



**182 mental health sites**



**132 dental sites**



**90 substance use disorder sites**

