


CALIFORNIA 2022 STATE PROFILE

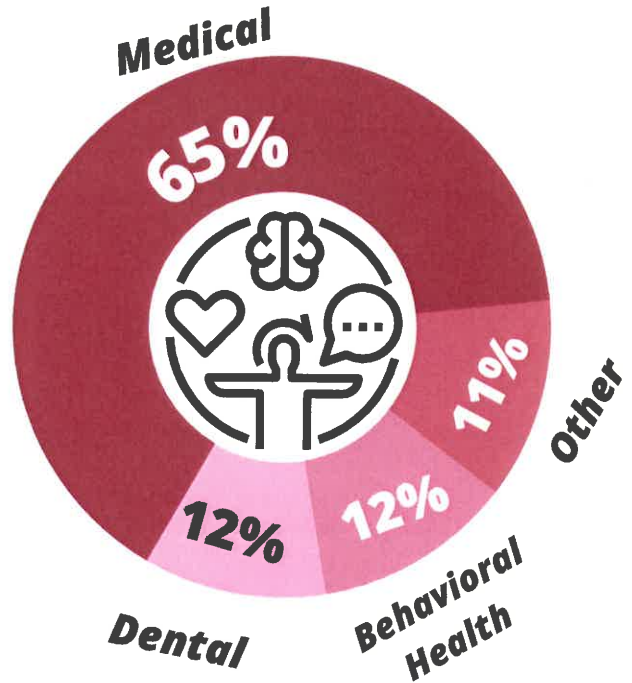
OF COMMUNITY CLINICS AND HEALTH CENTERS

Community Health Centers (CHCs)

1276 Total CHCs

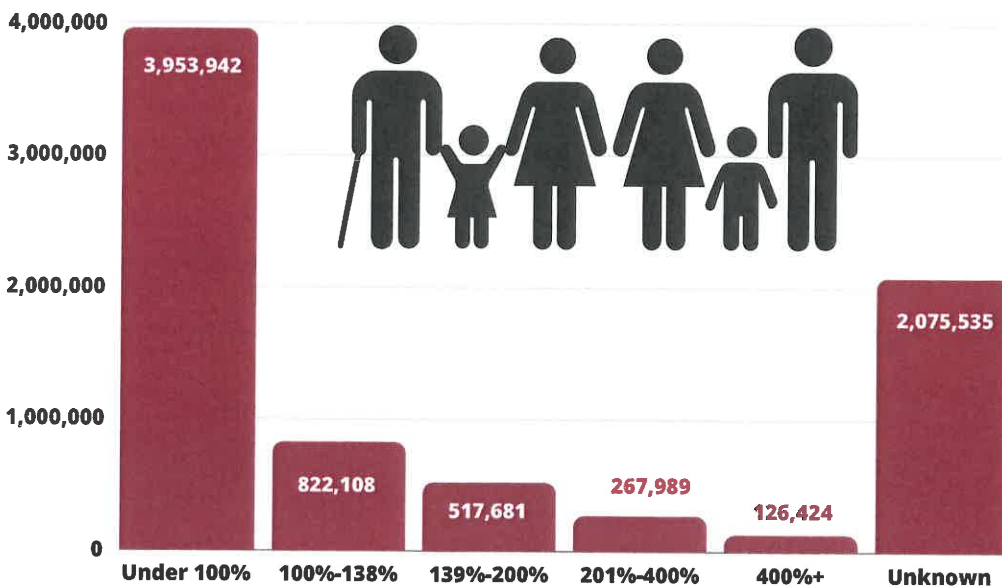


Clinical Services



By Income Levels

Percent of Federal Poverty Levels



TOP COMMUNITY SERVICES

- OUTREACH
- EDUCATION
- NUTRITION
- SOCIAL SERVICES

CALIFORNIA 2022 STATE PROFILE

OF COMMUNITY CLINICS AND HEALTH CENTERS

Patient Population

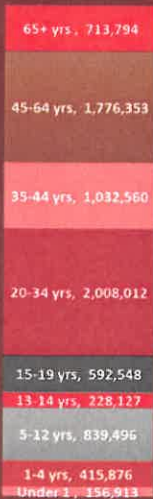


7.7+ MIL
PATIENTS
1 IN 5
CALIFORNIANS


24.4+ MIL
ENCOUNTERS



BY AGE



BY GENDER



Special Population



336+K

PERSONS EXPERIENCING HOMELESSNESS



88+K

SCHOOL BASED CARE PATIENTS



33.9K

VETERANS



915+K

AGRICULTURAL WORKERS



36%
LIMITED ENGLISH PROFICIENCY

RACE | ETHNICITY

