

LA COUNTY COMMUNITY HEALTH CENTERS

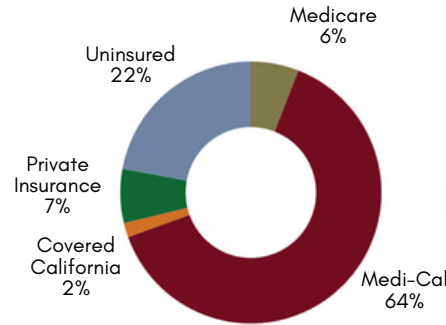
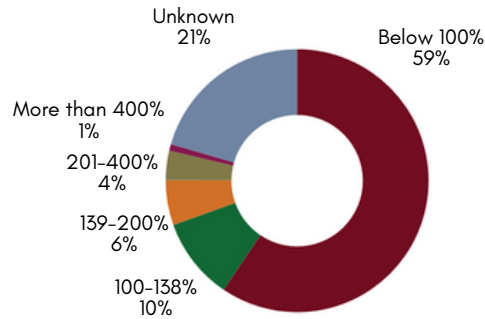
Are the Foundation of the Safety Net

Create Stable Jobs in their Communities

1.89 million patients*

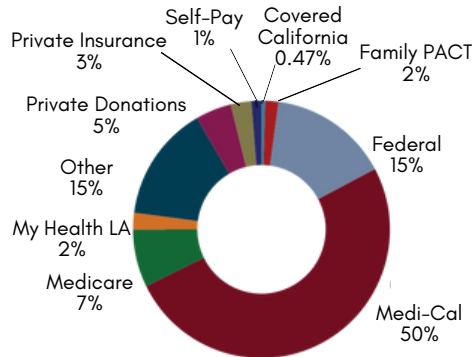
75% of patients have low incomes

92% are covered by public insurance or are uninsured



50% of health center revenue comes from Medi-Cal

75,949 patients are experiencing homelessness**



PEH patients increased by 1,738 between 2020 and 2021.



Two of the top five middle-skilled jobs in LA County are in health care.^

Between 2016 and 2026, total projected job openings include:

42,340 Nursing Assistants
31,600 Medical Assistants

Across the board, providers increased between 2019 (before the start of the pandemic) and 2021.^

1,697 Medical Providers

Physicians, physician assistants, and family nurse practitioners



335 Mental Health Providers

Psychiatrists, clinical psychologists, LCSWs, MFTs and substance use disorder counselors



3,988 Other Providers

Certified nurse midwives, visiting nurses, licensed vocational nurses and medical assistants



*Compiled from California HCAI 2021 data.

**HRSA Health Center Program UDS 2021

^California Employment Development Department, Projections of Employment 2016-2026 (updated 2019).

^^Growth is full-time equivalent (FTE) provider staff employed by CHCs pre-pandemic (2019) to 2021. Does not include other support staff such as reception, administration, call center, security, enrollment, janitorial, etc.

6.2 million encounters



113 organizations



380 sites



182 mental health sites



132 dental sites



90 substance use disorder sites

