

LOS ANGELES COUNTY DISTRICT 43 ASSEMBLY MEMBER LUZ RIVAS (2022 DATA)*

COMMUNITY HEALTH CENTERS

- AAA Comprehensive Healthcare
- APLA Health & Wellness
- Benevolence Health Center
- Center for Family Health & Ed
- Community Care Medical Center
- Community Med Wellness Ctrs USA
- Eisner Health
- El Proyecto del Barrio
- Elevate Health Center
- Hope Community Care Clinic
- Medical Mission Adventures
- Mission City Community Network
- Noalab Medical Clinic
- Northeast Valley Health Corporation
- San Fernando CHC
- Valley Community Healthcare
- Via Care CHC



17 ORGANIZATIONS



37 SITES**



121,224 PATIENTS

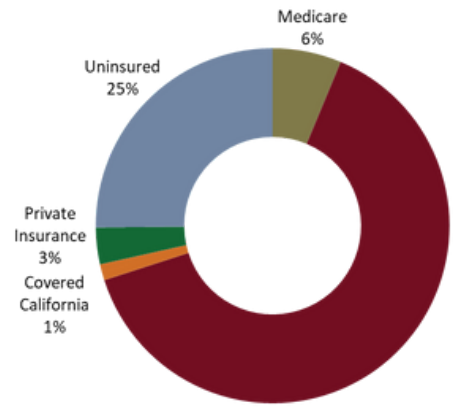


441,626 ENCOUNTERS

COMMUNITY HEALTH CENTERS...

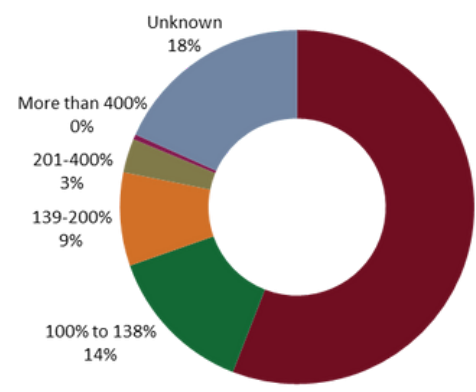
ARE THE FOUNDATION OF THE SAFETY NET^

95% of patients are covered by public insurance or are uninsured



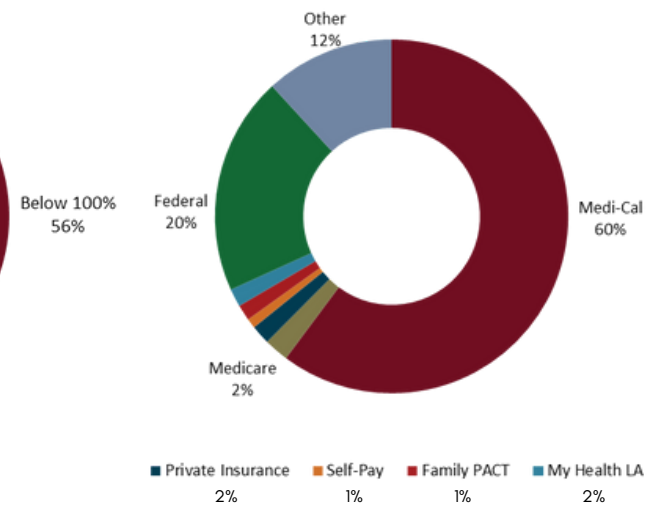
CARE FOR UNDER-RESOURCED COMMUNITIES

79% of patients have low incomes (under 200% FPL)



RECEIVE REVENUE FROM MULTIPLE SOURCES

60% of health center revenue comes from Medi-Cal (Medicaid)



*California Department of Health Care Access and Information (HCAI) 2022 Primary Care Clinic Annual Utilization Data.
 **HCAI 2022 data and the National Association of Community Health Centers.
 ^HCAI 2021 Primary Care Clinic Annual Utilization Data.