

LOS ANGELES COUNTY DISTRICT 40 ASSEMBLY MEMBER PILAR SCHIAVO (2022 DATA)*

COMMUNITY HEALTH CENTERS

- All-Inclusive CHC
- El Dorado CSC
- Mission City Community Network
- Northeast Valley Health Corporation
- Samuel Dixon Family Health Center
- Tarzana Treatment Centers
- Valley Community Healthcare



**7
ORGANIZATIONS**



**12
SITES****



**46,088
PATIENTS**

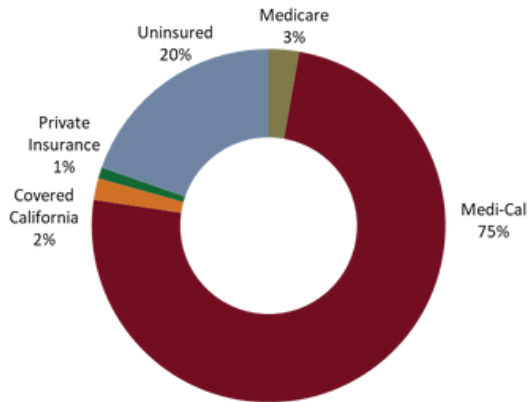


**135,407
ENCOUNTERS**

COMMUNITY HEALTH CENTERS...

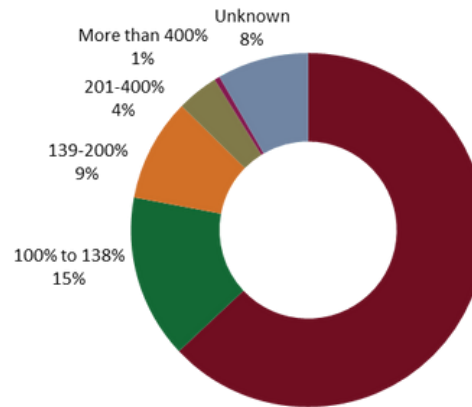
ARE THE FOUNDATION OF THE SAFETY NET^

98% of patients are covered by public insurance or are uninsured



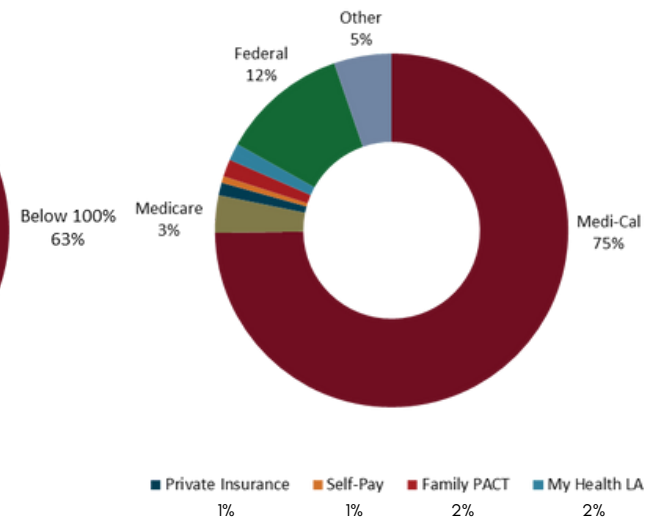
CARE FOR UNDER-RESOURCED COMMUNITIES

87% of patients have low incomes (under 200% FPL)



RECEIVE REVENUE FROM MULTIPLE SOURCES

75% of health center revenue comes from Medi-Cal (Medicaid)



*California Department of Health Care Access and Information (HCAI) 2022 Primary Care Clinic Annual Utilization Data.

**HCAI 2022 data and the National Association of Community Health Centers.

^HCAI 2021 Primary Care Clinic Annual Utilization Data.