

# CONGRESSIONAL DISTRICT 35 REPRESENTATIVE NORMA TORRES (2022 DATA)\*

**COMMUNITY HEALTH CENTERS**

- AltaMed Health Services
- East Valley CHC
- Mission City Community Network
- ParkTree CHC
- Planned Parenthood Los Angeles
- Pomona Valley Hospital Med Center
- Saint John Medical Clinic
- San Antonio CHC
- Southern California Medical Center
- Tri-State CHC
- Unicare CHC



**11  
ORGANIZATIONS**



**15  
SITES\*\***



**40,456  
PATIENTS**

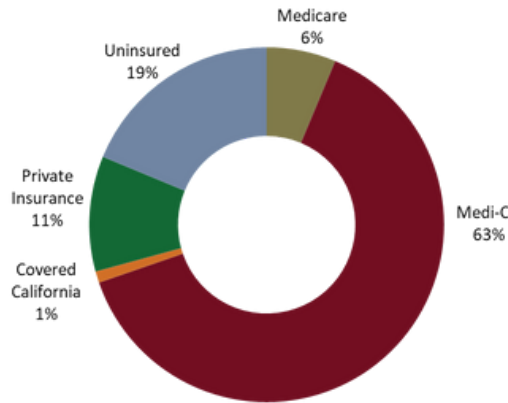


**120,787  
ENCOUNTERS**

**COMMUNITY HEALTH CENTERS...**

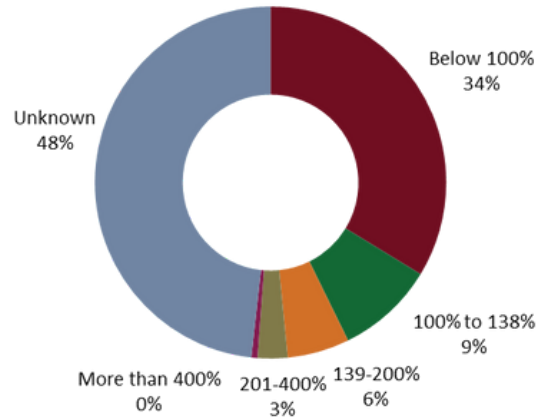
**ARE THE FOUNDATION OF  
THE SAFETY NET^**

**88% of patients are covered by public insurance or are uninsured**



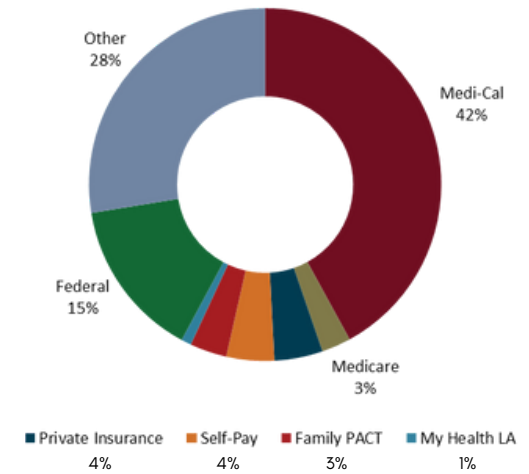
**CARE FOR UNDER-RESOURCED  
COMMUNITIES**

**49% of patients have low incomes (under 200% FPL)**



**RECEIVE REVENUE FROM  
MULTIPLE SOURCES**

**42% of health center revenue comes from Medi-Cal (Medicaid)**



\*California Department of Health Care Access and Information (HCAI) 2022 Primary Care Clinic Annual Utilization Data.  
 \*\*HCAI 2022 data and the National Association of Community Health Centers.  
 ^HCAI 2021 Primary Care Clinic Annual Utilization Data.